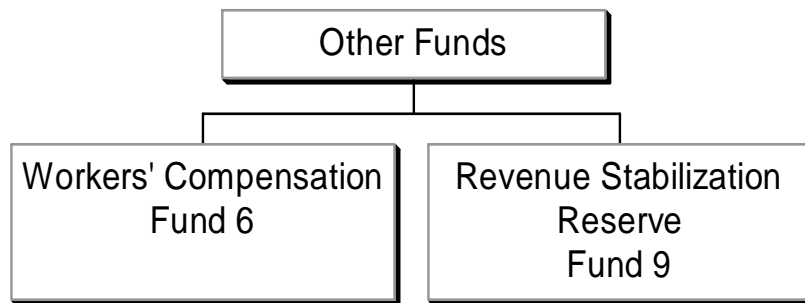


Other Funds



Other Funds

The Other Funds tab includes the Worker's Compensation Fund and the Revenue Stabilization Fund.

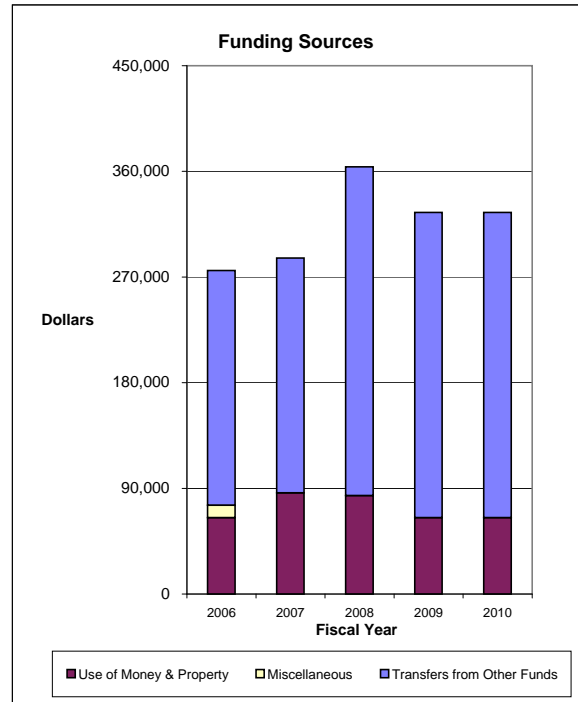
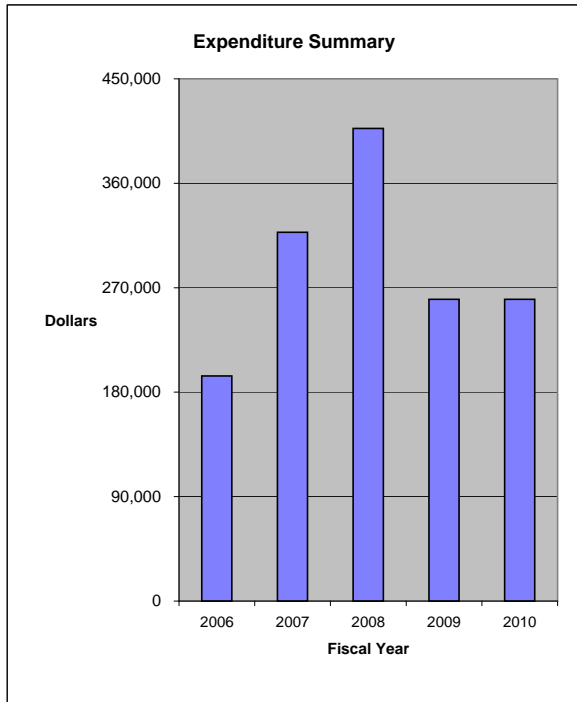
- **Workers' Compensation (Fund 6)** - this fund accounts for the revenues and expenditures relating to the workers' compensation policy of the County. For FY2010, there are no significant changes projected.
- **Revenue Stabilization Reserve (Fund 9)** - accounts for local funds equal to the excess of Federal Impact Aid receipts returned by the School Division at the close of any fiscal year. Expenditures reflect funds transferred back to the School Division for school capital projects, which are typically repaid with future receipts. For FY2010, there are no transfers or draws anticipated.

**WORKERS' COMPENSATION
FUND 6
FUND BALANCE SUMMARY FISCAL YEARS 2009 - 2010**

Beginning Fund Balance 7/1/2008		\$ 1,657,924
Projected FY2009 Revenues		
Local	65,000	
State and Federal	-	
Other financing sources	<u>260,000</u>	
Total	325,000	
Projected FY2009 Expenditures	<u>260,000</u>	
Net Change		<u>65,000</u>
Projected Fund Balance 6/30/2009		1,722,924
Projected FY2010 Revenues		
Local	65,000	
State and Federal	-	
Other financing sources	<u>260,000</u>	
Total	325,000	
Projected FY2010 Expenditures	<u>260,000</u>	
Net Change		<u>65,000</u>
Projected Fund Balance 6/30/2010		<u><u>\$ 1,787,924</u></u>

**WORKERS' COMPENSATION
FUND 6**

	FY2006 Actual Expenditures	FY2007 Actual Expenditures	FY2008 Actual Expenditures	FY2009 Original Budget	FY2009 Estimated Budget	FY2010 Adopted Budget	%Change Original 2009/ Adopted 2010
<u>Expenditure by Activity</u>							
Workers' Compensation	193,978	317,782	407,230	260,000	260,000	260,000	0.00%
Total Expenditures	<u>193,978</u>	<u>317,782</u>	<u>407,230</u>	<u>260,000</u>	<u>260,000</u>	<u>260,000</u>	0.00%
<u>Expenditure by Category</u>							
Administration fees	67,582	116,461	69,109	75,000	75,000	75,000	0.00%
Claims	126,396	201,321	338,121	185,000	185,000	185,000	0.00%
Total Expenditures	<u>193,978</u>	<u>317,782</u>	<u>407,230</u>	<u>260,000</u>	<u>260,000</u>	<u>260,000</u>	0.00%
						% of Total FY2010 Funding Sources	
<u>Funding Sources</u>							
Use of Money & Property	65,019	86,141	83,820	65,000	65,000	65,000	20.00%
Miscellaneous	10,553	-	-	-	-	-	0.00%
Recovered Costs	-	234	-	-	-	-	0.00%
Transfers from Other Funds	200,000	200,000	280,000	260,000	260,000	260,000	80.00%
Total Funding Sources	<u>275,572</u>	<u>286,375</u>	<u>363,820</u>	<u>325,000</u>	<u>325,000</u>	<u>325,000</u>	100.00%



**REVENUE STABILIZATION RESERVE
FUND 9
FUND BALANCE SUMMARY FISCAL YEARS 2009 - 2010**

Beginning Fund Balance 7/1/2008		\$ 5,228,509
Projected FY2009 Revenues		
Local	-	
Other financing sources	-	
	-	
Total	-	
Projected FY2009 Expenditures		
	-	
Net Change		-
		-
Projected Fund Balance 6/30/2009		5,228,509
Projected FY2010 Revenues		
Local	-	
Other financing sources	-	
	-	
Total	-	
Projected FY2010 Expenditures		
	-	
Net Change		-
		-
Projected Fund Balance 6/30/2010		<u>\$ 5,228,509</u>

**REVENUE STABILIZATION RESERVE
FUND 9**

	FY2006 Actual Expenditures	FY2007 Actual Expenditures	FY2008 Actual Expenditures	FY2009 Original Budget	FY2009 Estimated Budget	FY2010 Adopted Budget	%Change Original 2009/ Adopted 2010
<u>Expenditure by Activity</u>							
Revenue Stabilization Fund	1,000,000	800,000	-	-	-	-	0.00%
Total Expenditures	<u>1,000,000</u>	<u>800,000</u>	<u>-</u>	<u>-</u>	<u>-</u>	<u>-</u>	0.00%
<u>Expenditure by Category</u>							
Transfer to School Capital Fund	1,000,000	800,000	-	-	-	-	0.00%
Total Expenditures	<u>1,000,000</u>	<u>800,000</u>	<u>-</u>	<u>-</u>	<u>-</u>	<u>-</u>	0.00%
							% of Total FY2010 Funding Sources
<u>Funding Sources</u>							
Use of Money & Property	190,785	262,063	236,890	-	-	-	0.00%
Transfers from Other Funds	525,000	475,000	200,835	-	-	-	0.00%
Total Funding Sources	<u>715,785</u>	<u>737,063</u>	<u>437,725</u>	<u>-</u>	<u>-</u>	<u>-</u>	0.00%

