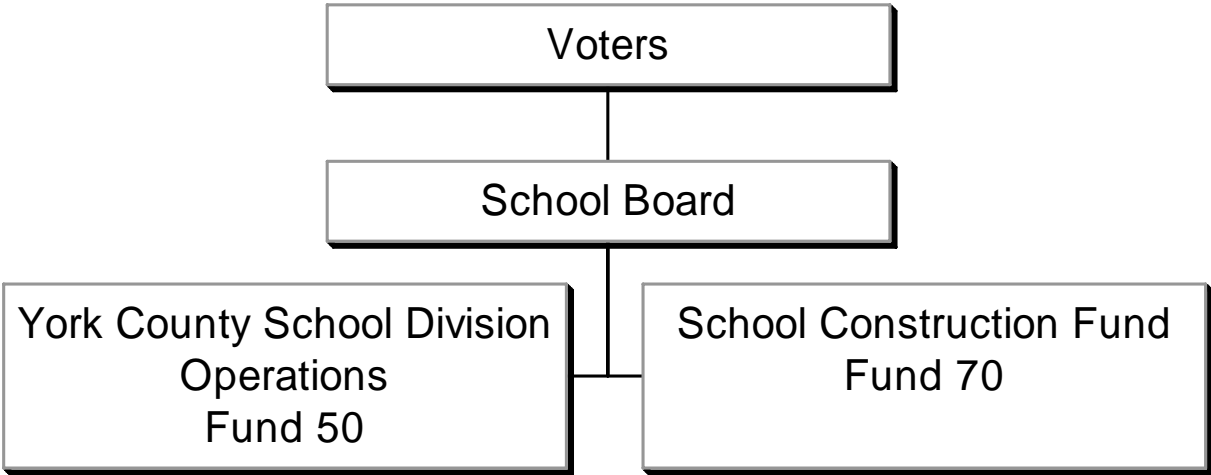


# School Funds



# School Funds

The School Funds tab includes the York County School Division Operating Fund - Fund 50 and the York County School Division Construction Fund - Fund 70. The County includes in its budget document, a summary of the School Division's Operating and Construction budgets. The School Division issues its own separate annual budget documents. The details of the School Division budget can be accessed via the internet as follows: <http://yorkcountyschools.org/schoolBoard/finance.html>.

## **York County School Division Operating Fund - Fund 50**

The mission of the York County School Division is to ensure the success of all students through a rigorous and innovative instructional program of public education that expects the highest levels of excellence from students and staff. All students will become lifelong learners prepared to compete in a global economy.

### **Revenue**

State revenue is based on the General Assembly's budget and includes state sales tax, basic aid, lottery funds, gifted education, remedial programs, special education, vocational education and employer share benefits. The sales tax is imposed on retailers, collected on a statewide basis and distributed to local education agencies monthly based on school age population. A decrease from the FY2007 budget is projected based on a decline in the school age population. State basic aid is calculated by the state according to the locality's Composite Index, projected adjusted average daily membership and an established per pupil cost.

Federal revenue includes Title I, Title II, Title IV, Title V, Title IVB and Impact Aid. A decrease from the FY2007 budget in Impact Aid is projected based on fewer federally impacted students.

Local support reflects the County's contribution for the operation of the school system and reflects a \$2,000,000 increase over the FY2007 funding.

Miscellaneous includes insurance recovery, interest, rent and lease income, use of vehicles and buses, sale of equipment and tools, pupil fees, and tuition for summer school and from students residing outside the district.

## **York County School Division Construction - Fund 70**

This fund accounts for all the capital and maintenance projects for school facilities.

Projects planned for FY2008:

- Dare Elementary: addition of ten classrooms to meet the demand of new subdivisions under construction in this zone and from the expansion of early childhood special education classes.
- Magruder Elementary: addition of four classrooms due to additional students projected in the attendance zone.
- York High Site Work Athletic Fields: conversion of County property into athletic fields and associated improvements to adjacent York High School fields. New fields will be used as a community recreation resource.
- Maintenance Projects
  - Repaving and resurfacing: York High parking lots
  - Roof repair and replacement: Coventry Elementary and Magruder Elementary
  - Bailey Field lights

### **Revenue**

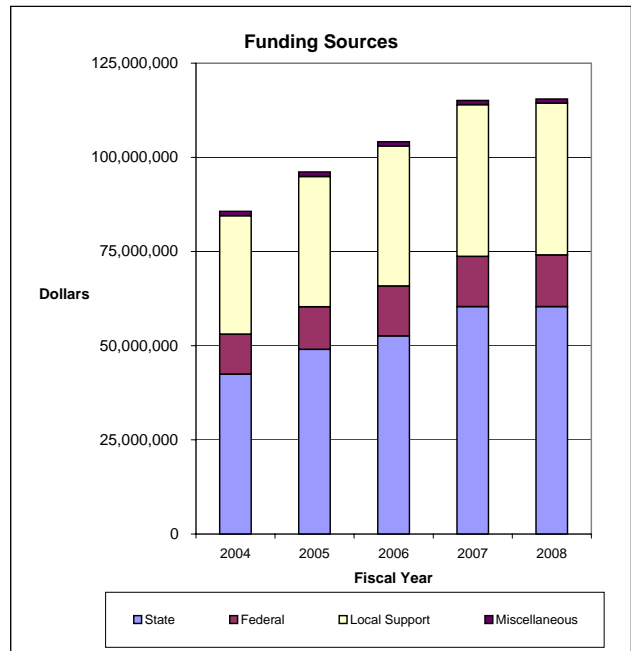
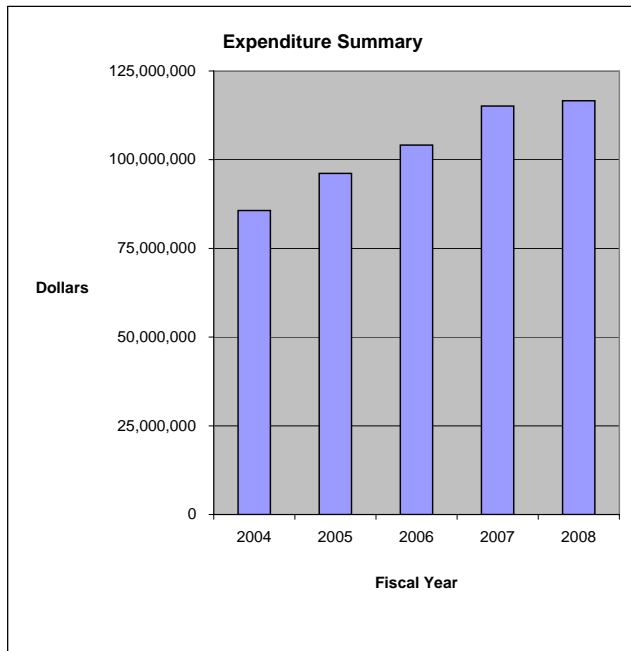
The County anticipates a borrowing to assist with the funding of the above projects.

**SCHOOL OPERATING FUND  
FUND 50  
FUND BALANCE SUMMARY FISCAL YEARS 2007 - 2008**

Beginning Fund Balance 7/1/2006		\$	-
Projected FY2007 Revenues			
Local	40,298,677		
State and Federal	74,064,620		
Other financing sources	<u>1,126,853</u>		
Total		115,490,150	
Projected FY2007 Expenditures		<u>115,490,150</u>	
Net Change			<u>-</u>
Projected Fund Balance 6/30/2007			-
Projected FY2008 Revenues			
Local	42,298,677		
State and Federal	73,079,679		
Other financing sources	<u>1,251,653</u>		
Total		116,630,009	
Projected FY2008 Expenditures		<u>116,630,009</u>	
Net Change			<u>-</u>
Projected Fund Balance 6/30/2008		<u>\$</u>	<u>-</u>

**SCHOOL OPERATING FUND  
FUND 50**

	FY2004 Actual Expenditures	FY2005 Actual Expenditures	FY2006 Actual Expenditures	FY2007 Original Budget	FY2007 Estimated Budget	FY2008 Adopted Budget	%Change Original 2007/ Adopted 2008
<b>Expenditure by Activity</b>							
School Operating Fund	85,665,954	96,129,474	104,124,671	115,102,150	115,490,150	116,630,009	1.33%
Total Expenditures	85,665,954	96,129,474	104,124,671	115,102,150	115,490,150	116,630,009	1.33%
<b>Expenditure by Category</b>							
Personnel Services	71,040,977	77,163,308	84,952,026	96,184,238	96,005,240	98,029,800	1.92%
Contractual Services	4,694,122	5,012,956	4,385,366	4,988,137	5,076,045	5,392,087	8.10%
Other Charges	3,192,837	4,129,295	3,736,166	4,069,107	4,038,176	4,219,305	3.69%
Materials & Supplies	3,141,415	3,544,576	3,866,922	4,084,523	4,130,163	4,184,000	2.44%
Capital Outlay	1,972,909	4,669,938	4,812,595	4,191,550	4,180,931	4,099,862	-2.19%
Transfers to County	1,623,694	1,609,401	2,371,596	1,584,595	2,059,595	1,747,505	10.28%
Unallocated Adjustment	-	-	-	-	-	(1,042,550)	100.00%
Total Expenditures	85,665,954	96,129,474	104,124,671	115,102,150	115,490,150	116,630,009	1.33%
							% of Total FY2008 Funding Sources
<b>Funding Sources</b>							
State	42,412,827	49,025,234	52,566,586	60,349,581	60,349,581	60,065,957	51.50%
Federal	10,639,006	11,277,563	13,264,274	13,327,039	13,715,039	13,013,722	11.16%
Local Support	31,439,000	34,582,901	37,175,901	40,298,677	40,298,677	42,298,677	36.27%
Miscellaneous	1,175,121	1,243,776	1,117,910	1,126,853	1,126,853	1,251,653	1.07%
Total Funding Sources	85,665,954	96,129,474	104,124,671	115,102,150	115,490,150	116,630,009	100.00%
<b>FTE's</b>							
Management	56.75	57.25	56.25	58.25	60.25	59.25	
Teachers	798.97	823.32	843.58	862.58	859.58	850.58	
Professional	93.00	93.50	98.00	96.00	95.00	94.00	
Admin/Clerical	314.18	327.18	339.25	343.25	347.75	339.25	
Technical	358.87	365.52	404.54	410.54	408.54	403.54	
Total	1,621.77	1,666.77	1,741.62	1,770.62	1,771.12	1,746.62	



**SCHOOL CONSTRUCTION FUND  
FUND 70  
FUND BALANCE SUMMARY FISCAL YEARS 2007 - 2008**

Beginning Fund Balance 7/1/2006		\$ 5,913,045
Projected FY2007 Revenues		
Local	-	
State	1,210,188	
Federal	-	
Other financing sources	<u>12,050,234</u>	
Total	13,260,422	
Projected FY2007 Expenditures	<u>20,009,862</u>	
Net Change		<u>(6,749,440)</u>
Projected Fund Balance 6/30/2007		(836,395)
Projected FY2008 Revenues		
Local	-	
State	-	
Federal	-	
Other financing sources	<u>5,384,700</u>	
Total	5,384,700	
Projected FY2008 Expenditures	<u>5,359,700</u>	
Net Change		<u>25,000</u>
Projected Fund Balance 6/30/2008		<u>\$ (811,395)</u>

**SCHOOL CONSTRUCTION FUND  
FUND 70**

	FY2004 Actual Expenditures	FY2005 Actual Expenditures	FY2006 Actual Expenditures	FY2007 Original Budget	FY2007 Estimated Budget	FY2008 Adopted Budget	%Change Original 2007/ Adopted 2008
<b>Expenditure by Activity</b>							
School Construction	8,138,698	3,116,249	14,684,782	11,750,000	20,009,862	5,359,700	-54.39%
<b>Total Expenditures</b>	<b>8,138,698</b>	<b>3,116,249</b>	<b>14,684,782</b>	<b>11,750,000</b>	<b>20,009,862</b>	<b>5,359,700</b>	<b>-54.39%</b>

	FY2004 Actual Expenditures	FY2005 Actual Expenditures	FY2006 Actual Expenditures	FY2007 Original Budget	FY2007 Estimated Budget	FY2008 Adopted Budget	%Change Original 2007/ Adopted 2008
<b>Expenditure by Category</b>							
Technology	1,671,100	506,928	714,961	-	829,606	-	0.00%
Grafton High	-	194,681	472,911	-	6,336	-	0.00%
Manager of Construction Salary	-	76,014	46,735	-	-	-	0.00%
Dare Elementary	-	-	-	-	-	2,659,000	100.00%
Magruder Elementary	-	-	-	-	-	925,700	100.00%
Bethel Manor Elementary	82,300	-	-	-	-	-	0.00%
Tabb High	-	150,471	1,035,943	-	2,894	-	0.00%
Tabb Middle	29,479	-	-	-	-	-	0.00%
Bruton High	868,465	34,580	-	-	-	-	0.00%
Queens Lake	3,990,750	661,830	-	-	4,278	-	0.00%
York High	140	539,057	9,623,403	-	3,444,918	1,200,000	100.00%
School Board Office	150	280,779	2,183,204	-	1,232,726	-	0.00%
Yorktown Middle	-	-	139,548	11,300,000	12,543,339	-	-100.00%
Maintenance Projects	1,496,314	671,909	468,077	450,000	1,945,765	575,000	27.78%
<b>Total Expenditures</b>	<b>8,138,698</b>	<b>3,116,249</b>	<b>14,684,782</b>	<b>11,750,000</b>	<b>20,009,862</b>	<b>5,359,700</b>	<b>-54.39%</b>

% of Total FY2008  
Funding Sources

	FY2004 Actual Expenditures	FY2005 Actual Expenditures	FY2006 Actual Expenditures	FY2007 Original Budget	FY2007 Estimated Budget	FY2008 Adopted Budget	%Change Original 2007/ Adopted 2008
<b>Funding Sources</b>							
Use of Money and Property	27,702	28,692	331,864	25,000	25,000	25,000	0.46%
Miscellaneous	400	-	1,850	-	-	-	0.00%
State Revenue	1,132,222	1,156,607	1,272,416	-	1,210,188	-	0.00%
Federal Revenue	491,619	503,538	-	-	-	-	0.00%
Non-Revenue Receipts	4,103,544	-	15,894,749	11,300,000	11,300,000	4,784,700	88.86%
Transfer from Other Funds	948,918	539,604	2,038,730	450,000	725,234	575,000	10.68%
<b>Total Funding Sources</b>	<b>6,704,405</b>	<b>2,228,441</b>	<b>19,539,609</b>	<b>11,775,000</b>	<b>13,260,422</b>	<b>5,384,700</b>	<b>100.00%</b>

	FY2004 Actual Expenditures	FY2005 Actual Expenditures	FY2006 Actual Expenditures	FY2007 Original Budget	FY2007 Estimated Budget	FY2008 Adopted Budget
<b>FTE's</b>						
Professional/Technical	1.00	1.00	1.00	1.00	1.00	1.00
<b>Total</b>	<b>1.00</b>	<b>1.00</b>	<b>1.00</b>	<b>1.00</b>	<b>1.00</b>	<b>1.00</b>

